

How are we doing so far?

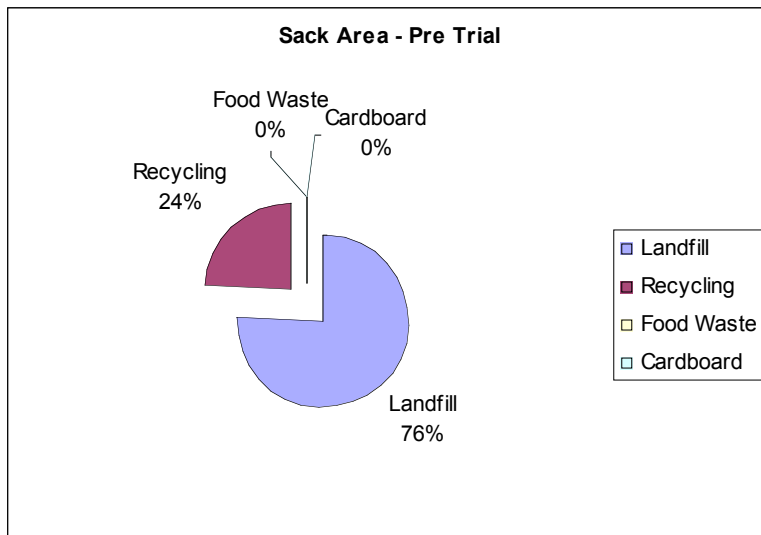
Everyone at Stroud District Council has been overwhelmed by the support that the new collection scheme in the Stanleys area has received. You have helped us to surpass all of our planned targets and are constantly asking questions as to how the scheme can be made even better!

Before the scheme started the Stanleys area had a recycling rate of 25%. On average since the scheme has started we are now experiencing a rate of 56.1%, however, there are differences between the performance of the wheeled bin area and sack area and these are outlined below.

To ensure the figures from both areas can be compared, all are in the format of kg/household/cycle and this is to ensure that the imbalance of different properties numbers in each area does not distort the data enabling easier comparison.

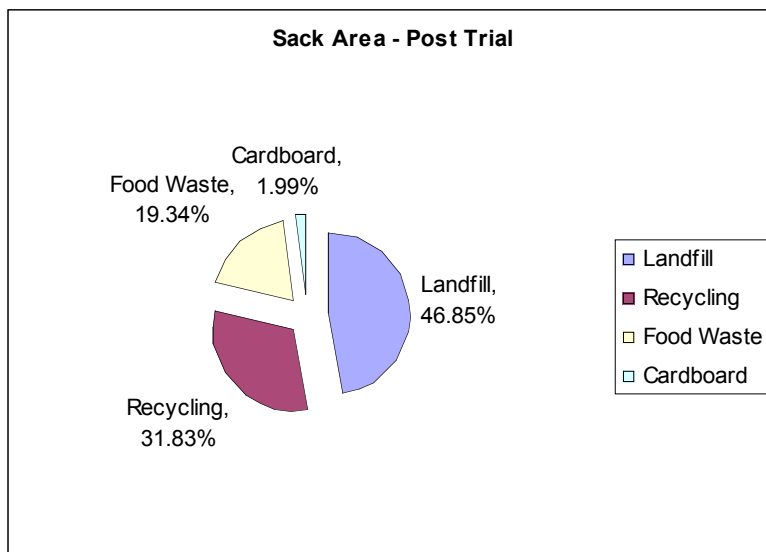
Both the sack and the wheeled bin areas saw a peak in the levels of recycling/composting over the Christmas period. A recycling and composting rate of 60% was experienced which is in a large part due to higher levels of glass, paper and cans being disposed of.

Sack Area

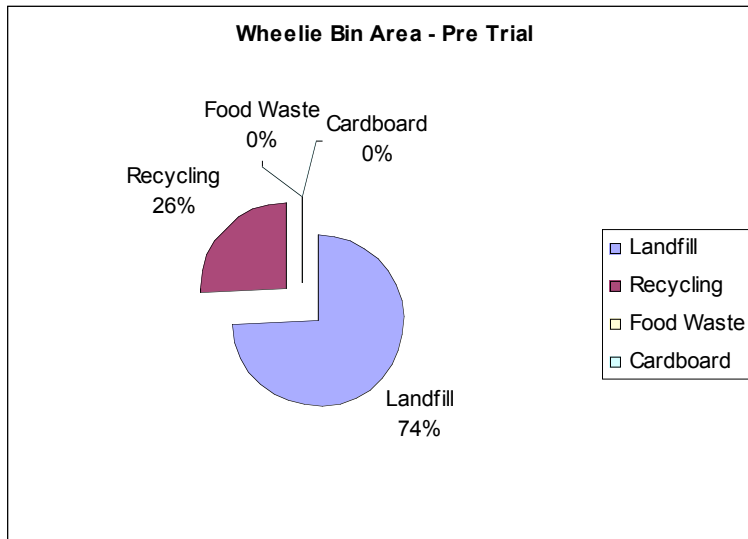


The sack area of the trial has seen an increase in the recycling / composting rate from 24% to 53.2%. Encouragingly post scheme implementation cardboard accounts for 1.99% of the overall total and the amount for dry recyclables collected has increased by 23%.

In terms of the kg of waste produced per household before and after the trial, this has remained steady. Pre scheme the figure was 24.05 and post it was 24.1 kg/household.

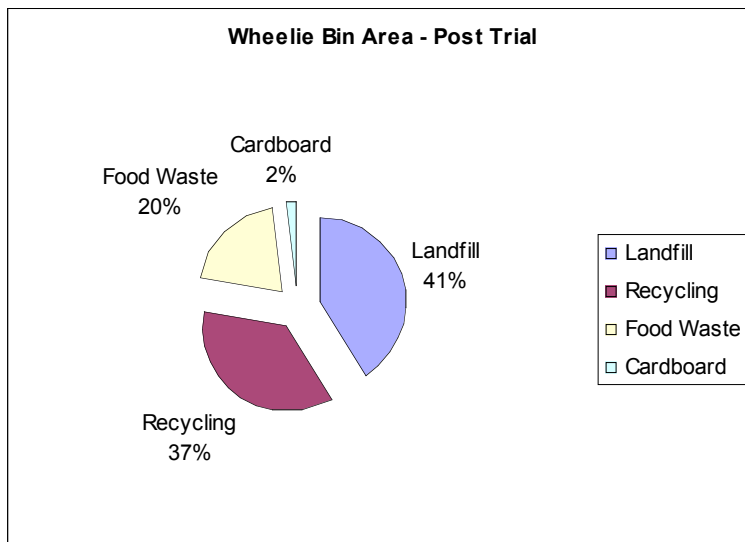


Wheeled Bin Area



Once again, there has been a large increase in the recycling rate between pre and post scheme implementation. Pre trial, the rate was 26% and post, 59%. Cardboard contributes 2%. The capture rate of dry recyclables increased by 22.7%.

However, pre scheme the kg of waste produced by households was 28.67 and this has decreased to 26.05. This means that on average, residents from 800 households are presenting 2 tonnes less material per cycle (each fortnight) post scheme implementation.



Research from other local authorities has shown that over time, this can be a common trend when a service is revised to this extent and wheeled bins introduced. It has been suggested that once residents realise the amount of food waste they dispose of, a change in behaviour takes place resulting in a reduction in the overall amount of waste produced. At the present time however, information obtained from door knocking suggests that residents are taking waste to the local Household Waste Recycling Centres. It is too early to identify if, as reported from other local authorities, this practise will decrease as the scheme beds in.